



Photo Marco Llanos

Steve Vai 1980 guitar notebook

From Vai's former student
Ronald Cunsolo

Free from the Tapes Archives
Please share it!

Exercise - 1234 - Rules

② Major and Blues scale chromatically,
fool around with them

③ Chords, go through Jimmy Reels,

④ ~~Improvise~~ Improvise Ending.

Less

Chords

- when strumming a chord

- (a) only lift the notes in the chord
- (b) Strum them evenly & smooth
- (c) use your wrist to strum

Cellulois Heroes

D	A	G	D	F#m

Bm	G	A	Bm	F#m

G	A	e	G	A	D

Chords

e	G	D	D

D	G

~~Handwritten scribbles and corrections below the chord diagram.~~

Cymbles minor = -, m, minor
 Major = Δ, Ma, Major

Free bind

G/D/Em/F^{bar}/C/D

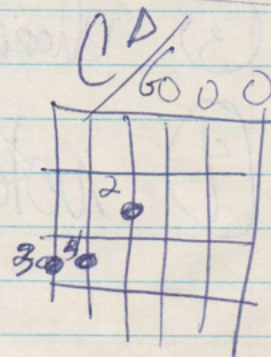
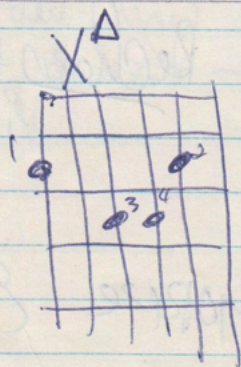
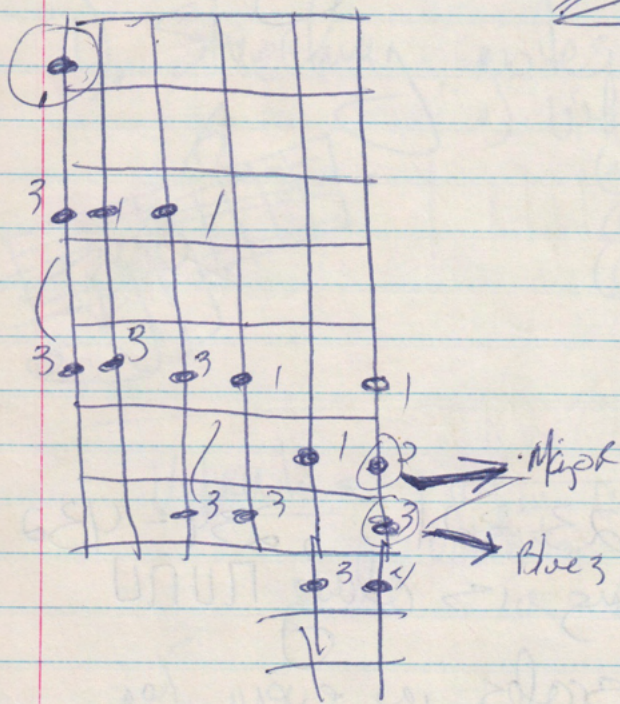
~~Tri-tone~~

Pentatonic scale

① The pentatonic scale can be used as an extension of the Major scale starting from the root or

② an extension of the Blues Scale starting 3 frets higher

Root



OPEN E E String

Frets E A string

Frets	E	A string	P	G	B	E
1	F	A [#] B ^b	D [#] E ^b	G [#] A ^b	C	F
2	F [#] G ^b	B	E	A	C [#] D ^b	F [#] G ^b
3	G	C	F	A [#] B ^b	D	G [#]
4	G [#] A ^b	C [#] D ^b	F [#] G ^b	B	D [#] E ^b	G [#] A ^b
5	A	D	G	C	E	A [#]
6	A [#] B ^b	D [#] E ^b	G [#] A ^b	C [#] D ^b	F	A [#] B ^b
7	B ^b	E	A	D	F [#] G ^b	B
8	C	F	A [#] B ^b	D [#] E ^b	G	C
9	C [#] D ^b	F [#] G ^b	B	E	C [#] A ^b	C [#] D ^b
10	D	G	C	F	A	D
11	D [#] E ^b	G [#] A ^b	C [#] D ^b	F [#] G ^b	A [#] B ^b	D [#] E ^b
12	octave ★ E	A	D	G	B	E
13	F	A [#] B ^b	D [#] E ^b	G [#] A ^b	C	F
14	F [#] G ^b	B	E	A	C [#] D ^b	F [#] G ^b
15	G	C	F	A [#] B ^b	D	G
16	G [#] A ^b	C [#] D ^b	F [#] G ^b	B	D [#] E ^b	G [#] A ^b
17	A	D	G	C	E	A
18	A [#] B ^b	D [#] E ^b	G [#] A ^b	C [#] D ^b	F	A [#] B ^b
19	B	E	A	D	F [#] G ^b	B
20	C	F	A [#] B ^b	D [#] E ^b	G	C
21	C [#] D ^b	F [#] G ^b	B	E	G [#] A ^b	C [#] D ^b
22	D	G	C	F	A	D
23	D [#] E ^b	G [#] A ^b	C [#] D ^b	F [#] G ^b	A [#] B ^b	D [#] E ^b


Enharmonic tones
 1 note
 2 different names

Lesson III

1). Exercises -

2). ~~Techno~~ technique study.

1). Stretching notes

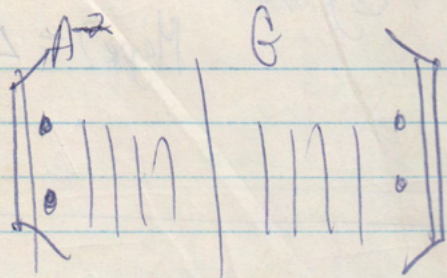


1). When you stretch a note

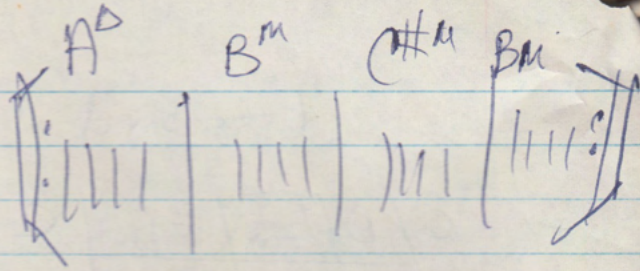
- (a) usually 2 frets
- (b) Place 3 fingers down
- (c) don't stretch too far or too little.

Vibrato - when you give a note vibrato, you shake it a little

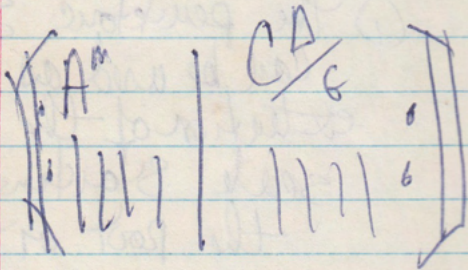
Flutters - when you flutter, you hit a note then pull off of it.



Play A Blues



Play A Major



Play A Blues
or C Major

- ① Exercises — 123 321 ; 234 - 432
picking is always $\uparrow\downarrow\uparrow\downarrow$
- ② Scales, all scales in every leg
- ③ Chords — Reharmon
- ④ notes

Memorize & play like

$$1+1 = \cancel{2}$$

Lesson IV

Exercises -

Jammy Put your state of mind into the sound of the progression

Be smooth, use your ear and play only the good notes.

Blues

slow

A	A	D	A	C
D	A	C		

use all scales

Chords

$\frac{C\Delta}{B}$	E''

Diagram of a fretboard showing notes for C major scale: C (1st fret), D (2nd fret), E (3rd fret), F (4th fret), G (5th fret), A (6th fret), B (7th fret).

Diagram of a fretboard showing notes for G major scale: G (3rd fret), A (4th fret), B (5th fret), C (6th fret), D (7th fret), E (8th fret), F# (9th fret).

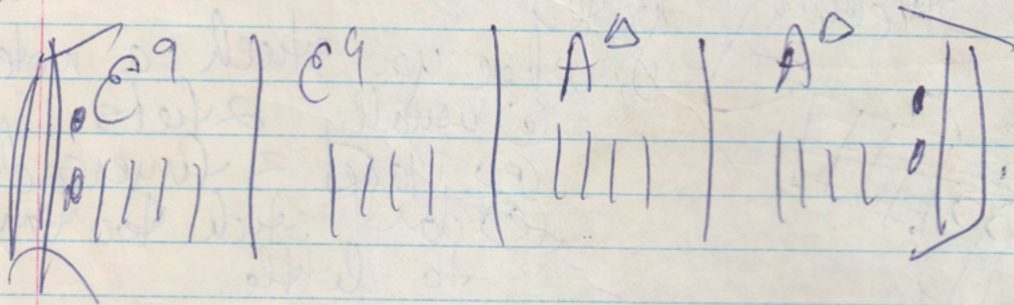
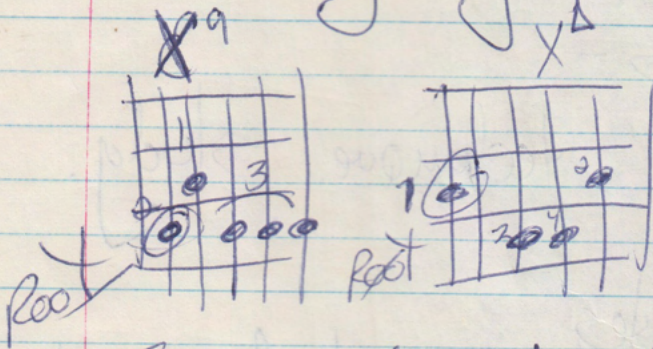
Flaming
Disco Motion

Play

C Major

"Funky Rhythms"

$\Delta = \text{Major } 7$



Play -
 Δ A Major
A Pentatonic
B Blues
D Pentatonic

① Exercise - Extremes

② Scales - all of them extremely

③ Chords - No the Blues,
Fund

Make the notes in the
chords stand out loud and
clear!!!

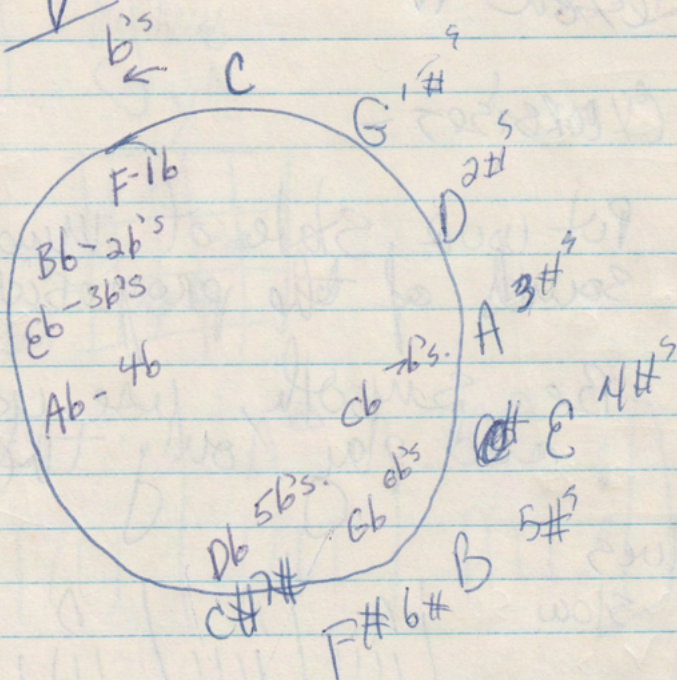
④ Memorize notes

⑤ Check of 5th

⑥ Do Major Scales

Lesson V

Circle of 5ths



C -
 G - F#
 D - FC#
 A - FCG#
 E - F#CG#
 B - F#CG#A#
 F# - F#CG#A#E#
 C# - F#CG#A#E#B#

F - B
 Bb - BE
 Eb - BEA
 Ab - BEAD
 Db - BEADG
 Gb - BEADGC
 Cb - BEADGCF

circle of 5th please.

Notes, E & A, Strings.

Modes

- 1) Major - Ionian
- 2) Dorian - Minor scale $\uparrow 6$.
- 3) ~~Phy~~ Phrygian - minor scale $\downarrow 2$.

You can play the Dorian scale against any minor chord. (Blues).
The Dorian has more tasty notes.


Lesson VI

DORIAN Scale



Dorian -
minor ↑ 6

minor scale



MINOR Scale -
Major ↓ 3 6 7

Scales memorize the #s where they are

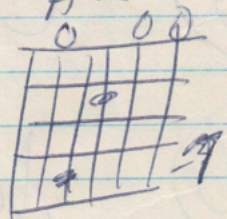
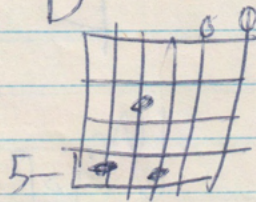
1, 2, 3, 4 5 6
9 11 13

Chords

Do

D 9(6)

A-2







D-9(6)

D-9(6)

A-2

A-2

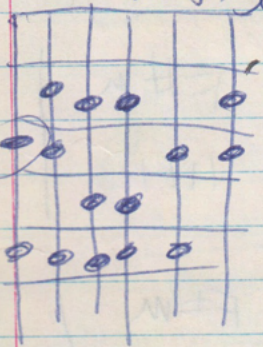


Lesson I

Exercise - 1234-4321

- ① Hold fingers down
- ② alternate picking $\downarrow \uparrow \downarrow \uparrow$
- ③ Be clean and accurate


Major Scale



You can play this scale
over any Major Chord.
Such as

G, D, A, E,

Blues Scale



Play this scale
over any Major
Chord.

Lesson VI

① Know circle of 5^{th's}. #s
b's

② Scales, Modes.

③ Know all your chords.